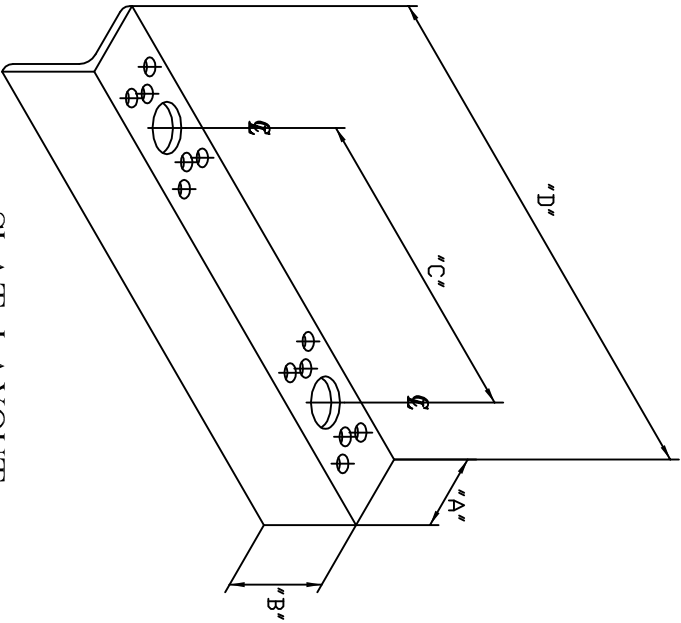
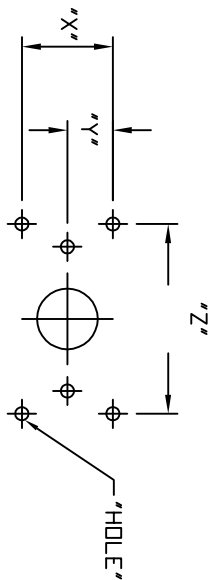


DIMENSIONS

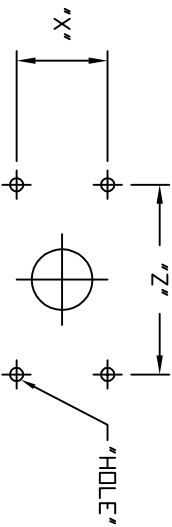
'A' = \_\_\_\_\_  
 'B' = \_\_\_\_\_  
 'C' = \_\_\_\_\_  
 'D' = \_\_\_\_\_  
 PATTERN STYLE:  
 '1' \_\_\_\_\_ OR '2' \_\_\_\_\_  
 'X' = \_\_\_\_\_  
 'Y' = \_\_\_\_\_  
 'Z' = \_\_\_\_\_  
 'HOLE'  $\phi$ ' = \_\_\_\_\_



SLAT LAYOUT



PATTERN #2  
PUNCH STYLE



PATTERN #1  
PUNCH STYLE

QUANTITY REQUIRED \_\_\_\_\_

REV	BY	DATE	DESCRIPTION	SCALE
			<i>TOLERANCES UNLESS OTHERWISE NOTED</i>	
			WHOLE NUMBER DIM.	1/16"
			FRACTIONAL DIM.	3/16"
			ANGULAR DIM. (XX)	1/2°
			DECIMAL DIM. (XXX)	±.005

**NOTICE:** THE INFORMATION CONTAINED HEREIN IS PROPRIETARY TO RELIABLE ASPHALT PRODUCTS AND SHALL NOT BE REPRODUCED OR DISCLOSED IN WHOLE OR IN PART, NOR USED FOR ANY DESIGN OR MANUFACTURING PURPOSE UNLESS AUTHORIZED IN WRITING BY RELIABLE ASPHALT PRODUCTS.

**Reliable** **Asphalt Products**

P.O. Box 519  
 Phone: (502) 647-1782

Shelbyville KY 40066  
 Fax: (502) 647-1786

SCALE: NONE

JOB: FILL IN

APPROVED BY: \_\_\_\_\_

DATE: 6/01/06

DRAWN BY: **Todd**

**ANGLE STYLE SLAT**  
**CUSTOMER FILL IN**  
**RAP STANDARD**

DRAWING NUMBER  
SLAT